






PTE Academic Online

Technical requirements



Windows or Mac computer

 Requirements	
Device	<ul style="list-style-type: none">• A desktop computer or a laptop
	 Tablets are not allowed
Keyboard	QWERTY keyboard. If you have a different keyboard, please ensure it is set up in this format before the test begins
Operating system	<ul style="list-style-type: none">• Windows 10 (64-bit) OR• macOS High Sierra (10.13) and above
	 Windows 8/8.1, Windows 7, Windows Vista, and Windows XP, and Linux/Unix-based operating systems are not supported
Firewall	Please take your exam in a setting without a corporate firewall
RAM	4 GB RAM or more
Display	If using an external monitor, you must close your laptop and use an external keyboard, mouse, and webcam
	 Multiple monitors and touch screens are not allowed
Resolution	Recommended: 1920 x 1080 or higher in 32-bit color Minimum: 1024 x 768 in 16-bit color
Internet browser	<ul style="list-style-type: none">• The newest versions of Microsoft Edge, Safari, Chrome, or Firefox• Cookies must be enabled
Power	If you are using a laptop, ensure it is connected to a power source before starting to avoid draining your battery during the exam



Internet connection

 Requirements	
Internet connection	<ul style="list-style-type: none">• For optimal performance, a reliable and stable connection speed of 6 Mbps down/up is required• We recommend testing on a wired network as opposed to a wireless network. If testing from home, ask others within the household to avoid internet use during your exam session



Webcam

	Requirements
Webcam	<ul style="list-style-type: none">• Webcam must have a minimum resolution of 640 x 480 at 10 fps• Webcam may be internal, or an external webcam connected to the computer <p>Note: MacOS users may need to allow OnVUE within their System Preferences: Security & Privacy: Privacy settings for camera</p> <p> A mobile phone cannot be used instead of a webcam</p>

Headset

	Requirements
Headset	<ul style="list-style-type: none">• Must be wired and connected to your computer by USB or a 3.5mm jack• Use a headset with an overhead band and a separate adjustable boom microphone <p>Note: MacOS users may need to allow OnVUE within their System Preferences: Security & Privacy: Privacy settings for microphone</p> <p> Bluetooth headsets and in-ear headphones/earphones/earbuds with an in-line microphone are not allowed</p>

Mobile phone

	Requirements
Mobile phone	<ul style="list-style-type: none">• You need to use a mobile phone to complete the check-in process• The mobile must meet the following requirements:<ul style="list-style-type: none">› Android (7+, Chrome) or iOS (12+, Safari) operating system› Has a functioning camera and a stable internet connection <p> The phone must be placed out of arm's reach after check-in has been completed</p>